



# Sling request document

# BOOTH INFORMATION

EVENTS NAME: .....  
 BOOTH'S NAME: .....  
 HALL & N° OF THE BOOTH: .....

## **Description of the hanging points:**

The hanging of the equipment must be done with metal slings, crimped and stamped in the factory.  
 The hanging must be done in such a way that a failure of a hanging point does not cause instability of the structure or the suspended equipment.  
 Hanging on the structures of the halls is subject to very precise constraints and can only be carried out by Toulouse Events.

## **The services includes:**

- The installation of slings according to the safety standards with a hooking loop at the end of the sling
- Dismantling and removal of the slings at the end of the event.

## **The services does not include:**

Neither the actual fixing nor the dismantling of the exhibition material to the slings, nor the hanging of the safety slings when the exhibitor uses a hoist (the exhibitor must specify the need on his order).

Generally speaking and due to the structure of the halls, these hangings are made with a tolerance of 50cm in plan, and 10 cm in height according to the halls and the weights to be suspended. Please note that some areas of the halls do not allow the hanging of slings.

## **Commitments:**

- The exhibitor commits to respect the previous technical conditions, and in particular the loads and their distribution declared on the order form
- Toulouse Events commits to the conformity of the installation for all requests received before the deadline. Toulouse Events will provide the certificate of implementation of the installation of the slings.
- The exhibitor will be held responsible in the case of a request received after the date provided, or if the specifications are imprecise and modified after this date.

He will then be responsible of the compliance of his installation with the safety commission and will have to pay for all the additional costs to be incurred for a possible compliance (installation of additional points, rebalancing of the structure, ...)

**Important: don't forget to give this information  
to your decorator.**

# BOOTH INFORMATION

EVENTS NAME: .....

BOOTH'S NAME: .....

HALL &amp; N° OF THE BOOTH: .....

Interventions	Assembly	Dismantling	delivery of hanging points
Dates			
Hours			

Nature of the suspended equipment :

Type of equipment :

☐ Light bridge (specify the location of projectors and speakers). Specify the type :

☐ Sign

☐ Other :

Total material load (in kg) :

Height of the bottom of the sling (at the lowest point of your hanging) :

Technical service validation :

Lifting type :

☐ Chain hoist

☐ Electric hoist

☐ Stand

☐ Other :

Do you need to rent hoists: ☐ Yes ☐ No

Do you need a team to install your signage and secure your slings. Please note that if you rent any hoist through our service, the service will be mandatory:

☐ Yes

☐ No

**Please return the 3 completed pages to validate to request.**

## Instructions:

1. Draw your booth on the grid below which corresponds to the framework of the exhibition hall, the green dots representing the right hanging points (see plan given by the organizer)
2. Mark a corner of the booth in relation to this framework (2 ribs), locate the position and the number of the neighbouring booth.
3. Indicate by a circle the points of slings requested by specifying each time the height and the load of the hook (cf. constraints indicated on the bottom of the grid).
4. Position, if necessary, the ordered electrified slings by specifying the necessary power. (No load constraint on these points, they can be positioned anywhere)

Pay attention: if your need is higher than the authorized maximums, we can propose solutions of lifting beams on quote.

## ATTENTION:

- Each request must be accompanied by a plan and a side elevation, oriented and to scale, showing the elements to be suspended and their anchoring points.
- Thank you to join imperatively a side plan of your booth with the suspended loads

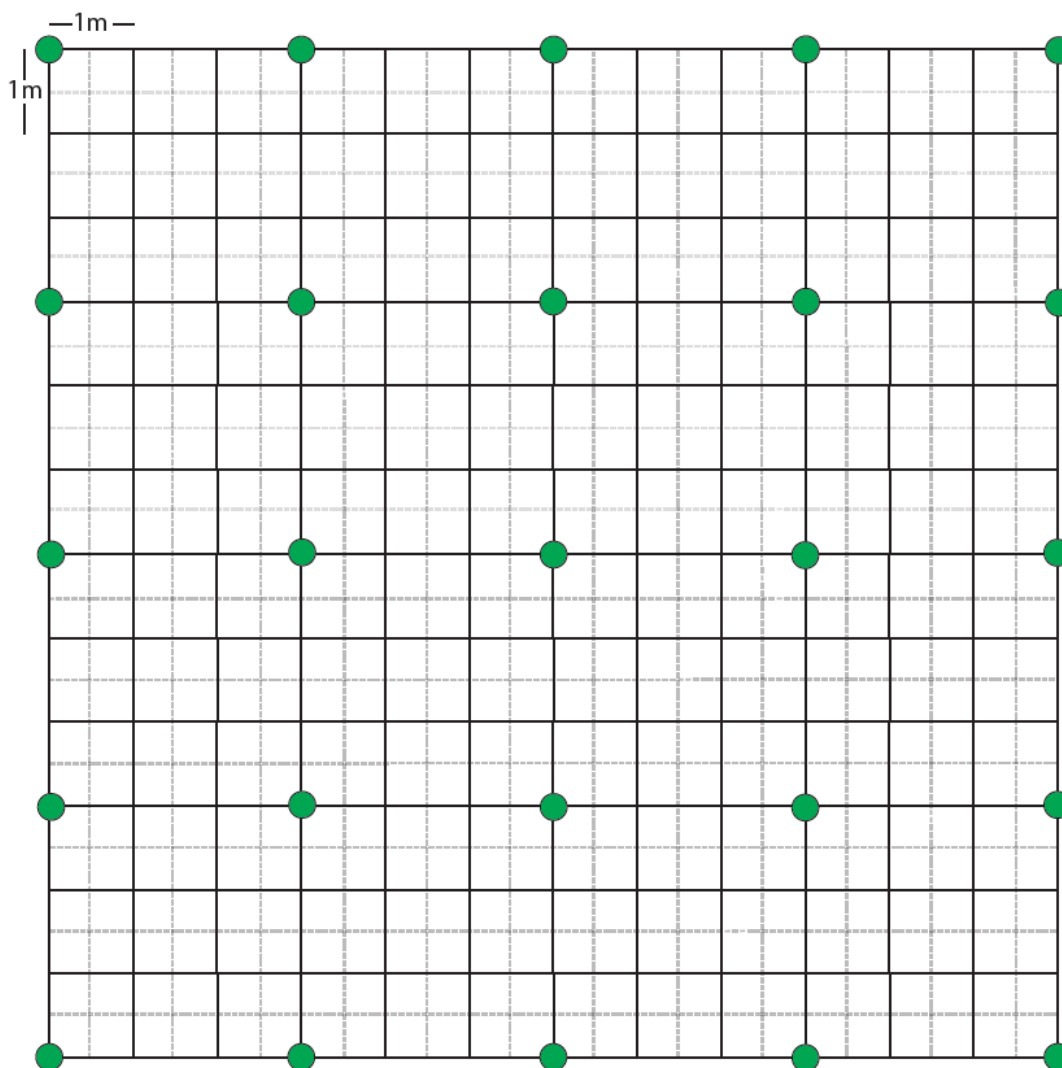
**We thank you for sending us the report of conformity of the material installed on the suspended structures at the same time as this form**

# BOOTH INFORMATION

EVENT'S NAME: .....

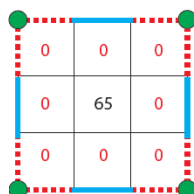
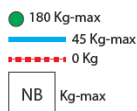
BOOTH'S NAME: .....

HALL & N° OF THE BOOTH: .....



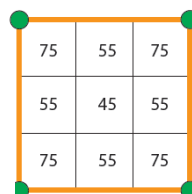
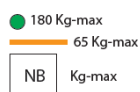
## Height 7m

Suspended load on a 3x3m grid



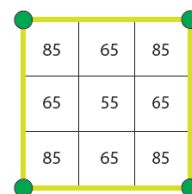
## Height 6m

Suspended load on a 3x3m grid



## Height 5m

Suspended load on a 3x3m grid



**In case of accumulation with 2 hooks on the same anchor point, the weight must be divided by 2.**